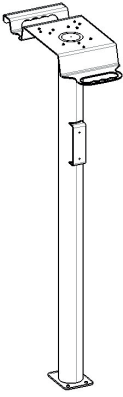
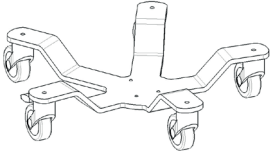
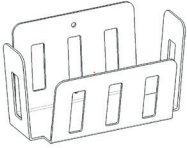
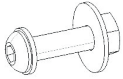

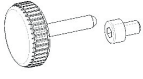
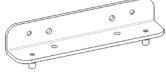
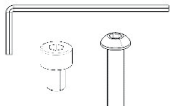
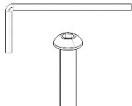
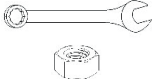
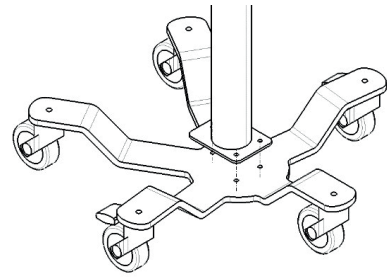


NOTICE DE MONTAGE

ÉLÉMENTS	DÉSIGNATION	QUANTITÉ
<p>①</p> 	<p>Mât avec plateau, platine de fixation pied et platine fixation panier</p>	<p>1</p>
<p>②</p> 	<p>Pied avec les 5 roulettes dont 2 avec frein</p>	<p>1</p>
<p>③</p> 	<p>Panier</p>	<p>1</p>
<p>④</p> <p>Sachet A</p> 	<p>Vis M6x25 Rondelles M6x12 Rondelles M6x18 Ecrus M6</p>	<p>3 3 3 3</p>
<p>⑤</p> <p>Sachet B</p> 	<p>Vis M4x6</p>	<p>2</p>
<p>⑥</p> <p>Sachet C</p> 	<p>Molette M4x20 Vis M3x6</p>	<p>4 2</p>
<p>⑦</p> 	<p>Platine de fixation MONITEURS COMEN NC3 et NC5</p>	<p>1</p>
<p>⑧ Outils de montage</p>		<p>1</p>
<p>Clé mâle 6 pans creux 2,5mm</p>  <p>M3x6 + M4x6</p>	<p>Clé mâle 6 pans creux 4mm</p>  <p>M6x25</p>	<p>Clé plate 10</p>  <p>Ecrus M6</p>

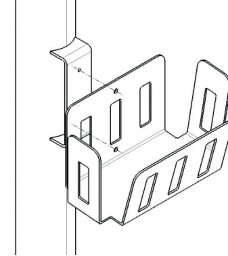
I.

Assemblage ① + ②
Sachet A



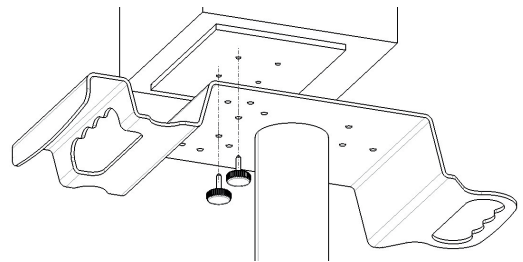
II.

Assemblage ① + ③
Sachet B



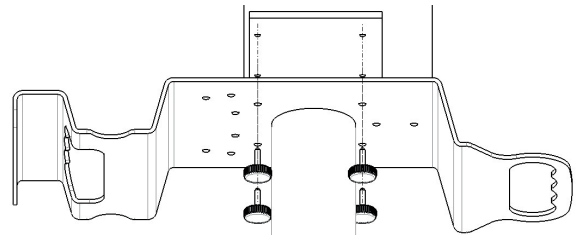
III.A)

Assemblage ① + SPENGLER 4VS
Sachet C
Molettes M4x20



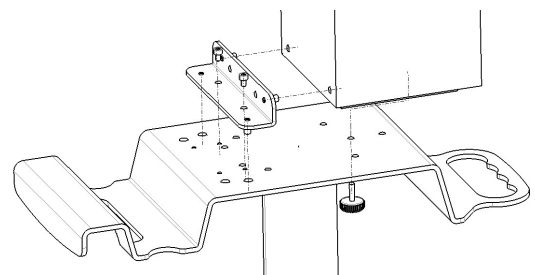
III.B)

Assemblage ① + SUNTECH CT40
Sachet C
Molettes M4x20



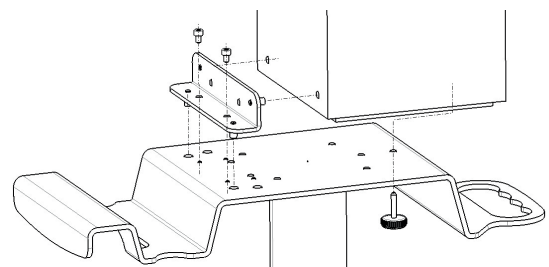
III.C)

Assemblage ① + COMEN NC3
Sachet C
Molette M4x20 (plateau)
Vis M3x6 (platine)



III.D)

Assemblage ① + COMEN NC5
Sachet C
Molettes M4x20 (plateau)
Vis M3x6 (platine)



FABRIQUÉ EN FRANCE 